

Halophytes.tn: an innovative database for Tunisian halophyte plant identification, distribution and characterization

Henda Merchaoui^{1,2,*}, Riadh Ksouri², Chedly Abdelly³ and Mohsen Hanana³

¹Faculty of Sciences of Bizerte, University of Carthage, Zarzouna 7021, Tunisia

²Laboratory of Aromatic and Medicinal Plants, Center of Biotechnology of Borj-Cedria, BP 901, Hammam-Lif 2050, Tunisia

³Laboratory of Extremophile Plants, Center of Biotechnology of Borj-Cedria, BP 901, Hammam-Lif 2050, Tunisia

*Corresponding author: Tel: +21697366169; Fax: +21679325638; E-mail: merchaoui.henda@gmail.com

Citation details: Merchaoui, H., Ksouri, R., Abdelly, C. *et al.* Halophytes.tn: an innovative database for Tunisian halophyte plant identification, distribution and characterization. *Database* (2022) Vol. 2022: article ID baab082; DOI: <https://doi.org/10.1093/database/baab082>

Abstract

Halophytes.tn (<http://halophytes.rnrt.tn/>) is a web-based database of Tunisian halophyte species. Halophytes are salt-tolerant plants able to grow above 85 mM of salt, even up to 2 M as for *Tecticornia* spp. Tunisia, a North African country located on the Mediterranean border, covering ~165 000 km², harbors several types of saline habitats and biotopes where halophytes preferably vegetate. With ~6000 worldwide and over 420 Tunisian species, halophytes represent a huge potential in several fields, including desalination, phytoremediation, agrofarming, medicinal use, industrial applications, pharmacology and even nanotechnology. We describe the practical and technical steps followed and bioinformatics tools used to conceive and design the first Tunisian halophytes database, enabling species identification and characterization. As a first version, information about botany, morphology, ecophysiology and biochemistry were provided for the identified species with their sites of growing in Tunisia, first step of biodiversity conservation, management and valorization. The database will be regularly maintained, updated and enriched to achieve the goal of whole Tunisian halophyte species and fit the needs of scientists and all category of users.

Database URL: <http://halophytes.rnrt.tn/>

Introduction

Halophytes could be defined in several ways, depending on whether considering the physiological, morphological, biological or ecological aspects (1–8). Broadly speaking, they are plants that are able to grow or preferably live in saline conditions. Ungar (8) defines them as plants that complete their life cycle in saline habitats and whose salt concentration is >85 mM NaCl according to Aronson *et al.* (1). They are further categorized into obligatory and facultative halophytes according to their salt need (9), hydro-halophytes (aquatic or wet conditions) and xero-halophytes (dry conditions) (10). Even though some halophytes obligatory need salt to grow, they reach ~6000 species in the world, thriving in various types of climates and biotopes. Phylogenetically, halophytes are widespread among several families of angiosperms (1). Being distributed among so many different families indicates that this polyphyletic feature of halophytism suggests that salt-tolerance property could be transferred to glycophyte plants that are salt-sensitive species (11–15). Therefore, they constitute a valuable source of genes and molecular markers of salinity tolerance (16). Although halophytes have been considered initially as plant models for physiological and biological comprehension of salt adaptation mechanisms, more recently, they gained increased attention given their new agricultural applications (17–20), ecological (5, 21, 22)

and phytoremediation potentialities (23), phytodesalinating capacities (24, 25), nutraceutical, cosmetic and medicinal uses (26–28), bioenergy crops purposes (29–31), and even ornamental exploitation in urban cities (32, 33). The potentialities of their valorization and their emerging uses, in addition to their genetic and physiological properties, are currently the subject of considerable research. In Tunisia, at the Center of Biotechnology of Borj-Cedria, particularly the Laboratory of Extremophile Plants, we have been working on halophyte species for 30 years. More than 500 scientific papers, chapters and books have been published, mainly headed by Professor Abdelly Chedly. Although halophytes have been deeply studied under several aspects (i.e. physiology, ecology, biochemistry, biology, molecular, etc.), the key identification steps of these species are still poorly understood and often confusing. Indeed, missing a comprehensive and single definition of halophytes, students and young scientists do frequent misidentifications and find difficulties in recognizing plant samples within Tunisian sites. Therefore, due to the lack of precise information and updated data, the conception of halophytes database became of urgent need. The history of halophyte plants databases started in 1974 with Mudie who published a list of 550 species (34), followed by Aronson *et al.* in 1989 (1) who made a catalog of 1560 species belonging to halophyte category. Afterward,

Received 30 August 2021; Revised 26 October 2021

© The Author(s) 2022. Published by Oxford University Press.

This is an Open Access article distributed under the terms of the Creative Commons Attribution License (<https://creativecommons.org/licenses/by/4.0/>), which permits unrestricted reuse, distribution, and reproduction in any medium, provided the original work is properly cited.

Table 1. Available halophyte databases and lists in the world

Database/list name	Reference	Plant country/region
List by family, genus and species	(34)	USA
HALOPH: a database of salt-tolerant plants of the world	(1)	Worldwide
List by family, genus and species	(9)	Mediterranean
List by family and genus	(36–38)	China
List by family, genus and species	(57)	Worldwide
List by family, genus and species	(58)	Palestine
List by family, genus and species	(45)	Pakistan
List by genus and species	(59)	Qatar
List by family, genus and species	(49)	Syria
List by family, genus and species		Romania
eHalophytes	(53)	Worldwide
List by family, genus and species	(60)	Jordan
HALOPHYTE Database Vers. 2.0	(35) on CD	Worldwide

Menzel and Lieth compiled a list of 2600 species on CD electronic support format (35). Later on, a series of country-related databases have emerged in format of papers, book chapters or book compilations such as ‘Halophytes in China’ (36–38), ‘Sabkha ecosystems’ from Arabian peninsula and adjacent countries, as well as from West and Central Asia, Pacific, Africa and Southern Europe, East Mediterranean and the Americas (several authors in ‘Tasks for vegetation science’ book series (39–47)), ‘Halophytes in the state of Qatar’ (48), ‘The Halophytic Flora of Syria’ (49), ‘Romanian Salt Tolerant Plants’ (50), ‘Database of halophytic vegetation in Serbia’ (51) and ‘Database of halophytic and littoral vegetation of Ukraine’ (52). Thereafter, much more sophisticated and web hosted databases appeared, such as eHALOPH (53) (<http://www.sussex.ac.uk/affiliates/halophytes/>) and extremeplants (<http://extremeplants.org/>), which is more dedicated to extremophile plants but also includes halophytes class. In Table 1, the known and accessible lists and databases of halophyte species in the world are mentioned. As far as Tunisia is concerned, halophytic species’ populations in their natural habitats are to be studied, and tremendous efforts need to be embedded in this field. Therefore, we started with recording halophyte species features, saving and compiling them in order to gradually design a Tunisian halophytes list, ending to a comprehensive database.

Tunisia is a North African country with an area of 163 610 km²; and has diverse types of climate; ranging from Mediterranean on the northern coast (humid and sub-humid) to Saharian towards the south (semi-arid to arid desert). Annual rainfall ranges from 500 mm in the north to <100 mm in the desert south. Some information is available about saline biotopes in Tunisia but rarely offers details about plant communities and species. Salt-affected soils in Tunisia cover ~1.5 million hectares, representing 10% of the country’s surface area (54). In Tunisia, halomorphic soils are found within diverse types of biotopes, namely, salt lakes known as ‘sabkhas’ and ‘chotts’, saline inland basins, coastal sandy lands and marshes where halophytes could be found and grow. Unfortunately, climate change, anthropomorphic pressure, soil erosion and overexploitation through industrial and urban activities led to natural resource loss and biotope degradation. Our database aims therefore to highlight the identification, characterization and valorization of halophyte species mainly found in Tunisia, thus contributing to the

diversity conservation and halophytic habitat preservation and opening windows for halophyte sustainable exploitation and new potentialities. Therefore, it will highlight the role of halophytes in desalination process, food security and therapeutic uses. Also, it will serve as a reference information for both students and researchers, which will help them in their methodological approaches, taxonomic difficulties, teaching and coursing requirements and also ultimately gives basic knowledge for any kind of reader or user.

Materials and methods

Survey, sampling and botanical identification

We firstly identified potential and suitable sites where halophytes should logically be found and grow. Thirteen sites within coastal zones, ‘chotts’, lakes and ‘sabkhas’, were selected for halophyte species sampling (Figure 1). Whereupon, prospections were planed according to seasons and geographical positions of the habitats, for which pedo-climatic characteristics and Global Positioning System (GPS) coordinates were determined and saved. All locations selected in this study did not require specific permission. For each visited site, in order to obtain accurate information on community composition and to obtain a clear view about area and individuals, we started sampling with photographs, avoiding fastidious work of systematic and transect methods. Thus, we first took photographs to obtain a global overview of the plant community, followed by close-up views of each single species, focusing on all organs, particular structures (i.e. salt glands, etc.) and developmental stage (flowering, particular characteristics over season, etc.). For some sites, videos were taken by a camera to provide a better sense of features and conditions of the biotope. Whenever possible, aerial parts (stems, leaves and seeds) of plant were collected in plastic bags for later genomic DNA and messenger RNA extractions, germination experiments and seed databank obtention; however, as a first version of the database, no voucher specimen has been conserved nor planned yet. Samples of soil were taken for analysis in order to confirm their sodic characteristics. Then, all field data and notes were organized and saved as files for further analyses. Details about what format to use depend on the type of data (i.e. jpeg for image, word for text and excel for spreadsheet). This data transcription is accompanied by detailed documentation and bibliography. Finally, each photo posted on the website database is accompanied by the title, the identification of the species, the GPS location of the site, the date taken and the name of the photographer. Basically, our survey does not include mapping vegetation populations nor quantifying the plant community but aims to identify and characterize halophytic species within their natural habitats, while providing global and outstanding features of vegetation population and site. Initially, we carried out bibliographical research and ethnobotanical inventory of Tunisian halophytes whose number could potentially reach 420 species (50, 55). This first step made us more familiar with halophyte species recognition and identification. The main botanical guides and references that have been used are listed in Table 2. Usually and whenever possible, for known species, identification is made *in situ* upon collection; however, for unknown species and confirmation of taxonomy, specimen identification is undertaken at a later date using halophyte references, taxonomic keys

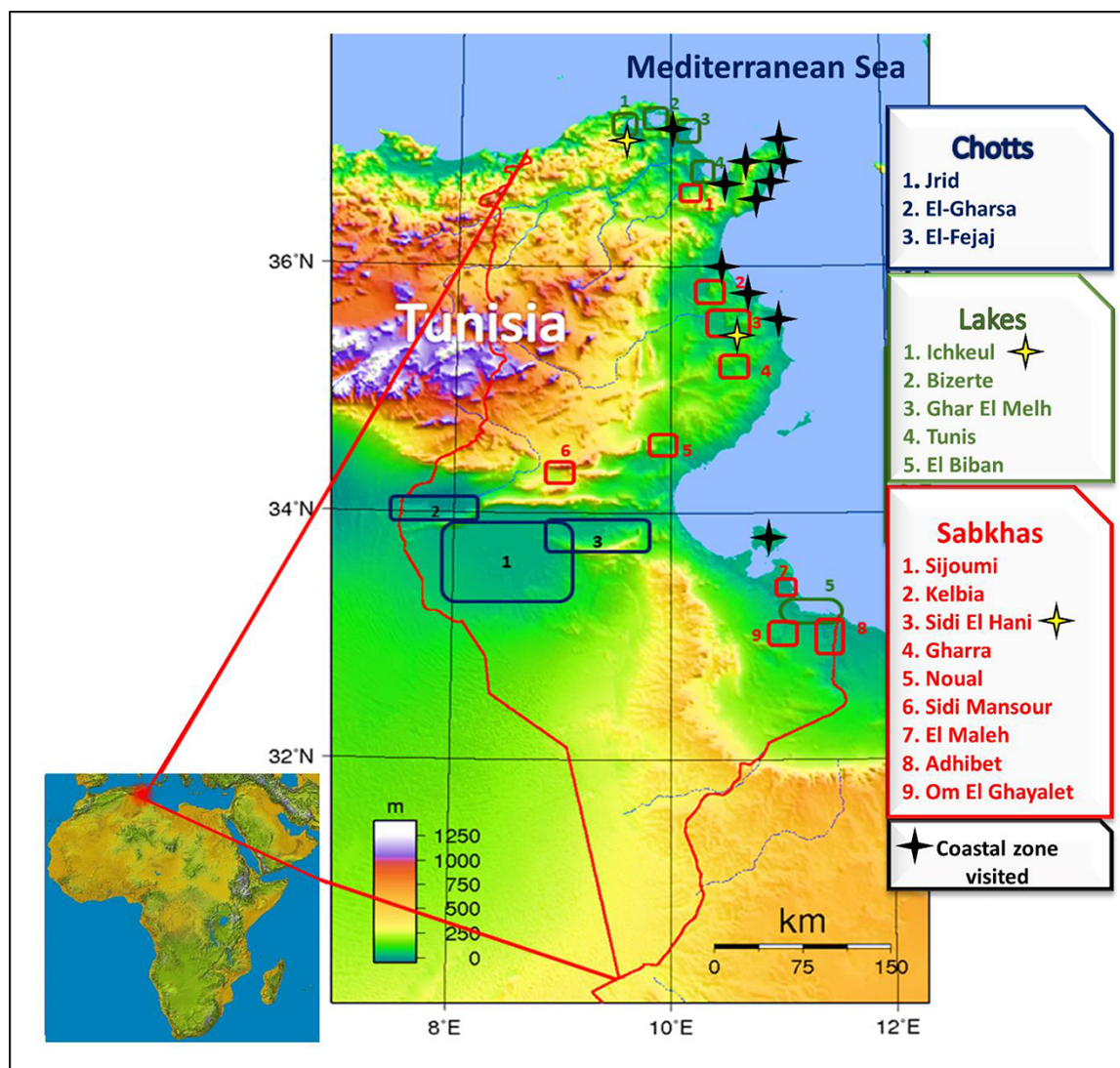


Figure 1. Strategic geographical location of Tunisia in the Mediterranean basin and map of the main potential halophyte locations in Tunisia (Chotts, lakes, Sabkhas and coastal zones).

Table 2. Main sites, books and references consulted for halophytes listing and identification

	Name/title	Reference/web address
Databases	Flore du Maghreb	https://www.ville-ge.ch/cjb/flore/html/QSv2-ALL.htm
	IdentiPlante	https://www.tela-botanica.org/
	Pl@ntNet	https://identify.plantnet.org/fr
	The Plant List	http://www.theplantlist.org/
	eHALOPH	https://www.sussex.ac.uk/affiliates/halophytes/
	Plantes & Botanique	https://www.plantes-botanique.org/
Botanical books	Société botanique de France	https://societebotaniquedefrance.fr/
	La Flore de la Tunisie	(61)
	Catalogue synonymique de la Flore de Tunisie	(62)
Ethnobotanical books	Index synonymique—Flore d’Afrique du nord	(63–65)
	Les plantes dans la médecine traditionnelle tunisienne. Médecine traditionnelle et pharmacopée.	(66)
	La flore succincte et illustrée des zones arides et saharienne en Tunisie	(67)

(published in books, journals and CDs) and flora identification tools (online sites and databases) and by comparison with herbarium specimens and consultation with botanical

experts. Misidentification should be avoided by checking several references, databases and with experts. Species listed as ‘threat’ according to the red list of the International Union for

Conservation of Nature (<https://www.iucnredlist.org/>) are not collected but just identified and recorded in their site.

Dataset and processing

The database was initially conceived with the aim to collect and share publicly all knowledge and available information on the Tunisian halophyte species held by survey and literature consultation. The dataset of Halophytes.rnrt.tn database is

organized around and onto the species for which several descriptors and determinants are given and have been made available for the user. These parameters are first treated with Excel software and tools previous to their transfer into CSV comma separated value extension file. Thus, each species has a wide range of features and properties such as region, biotope, biology and ecology data, and botanic and morphological data illustrated by photos showing general view

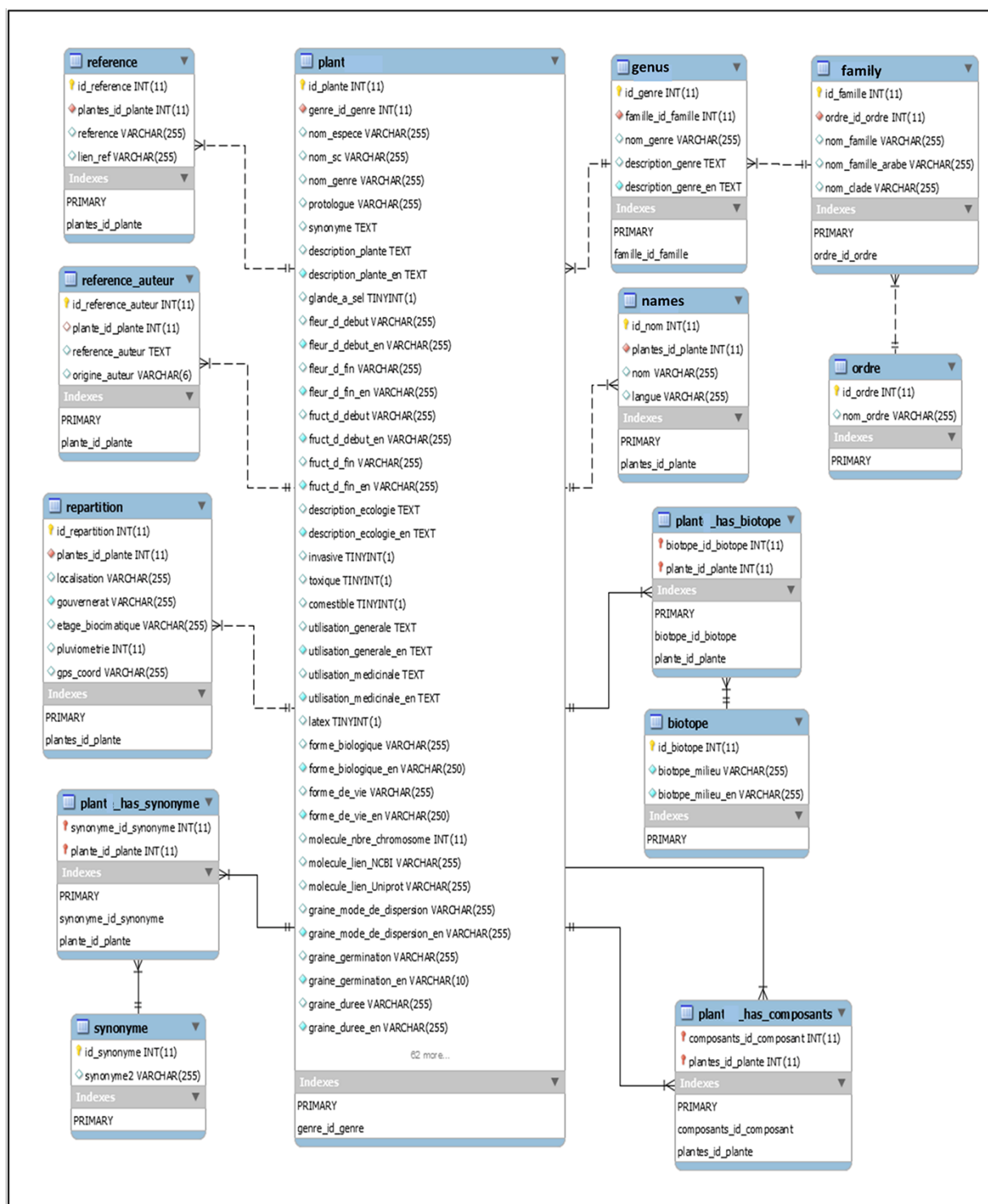


Figure 2. Database structure: main tables and their relationships (mysql-workbench-community-6.3.10-winx64).

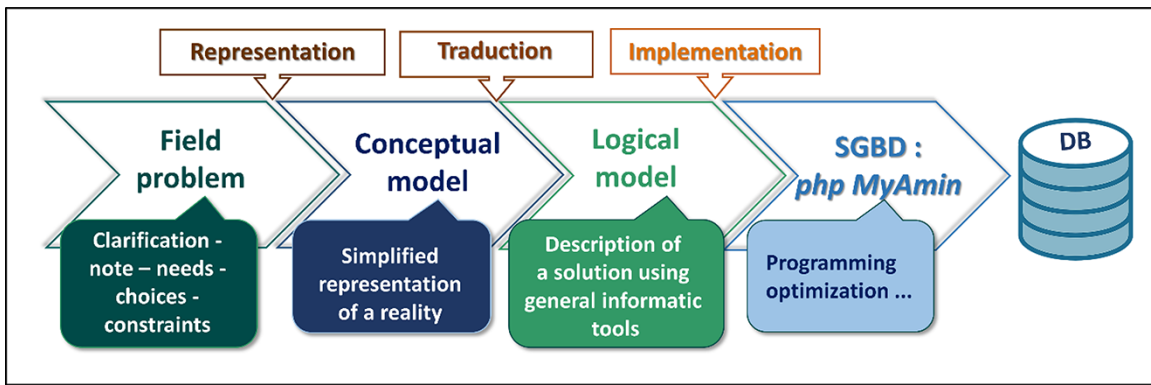


Figure 3. The four global steps that led to the Halophytes.rnrt.tn database conception.

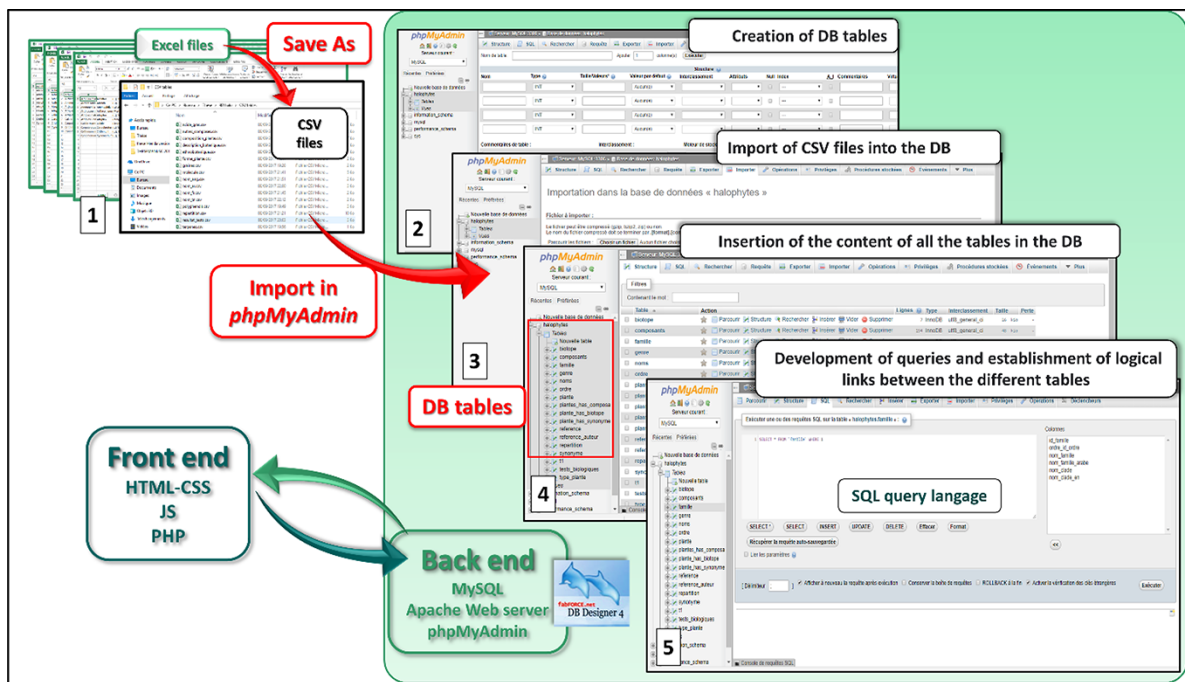


Figure 4. Web development strategy of Halophytes.rnrt.tn database.

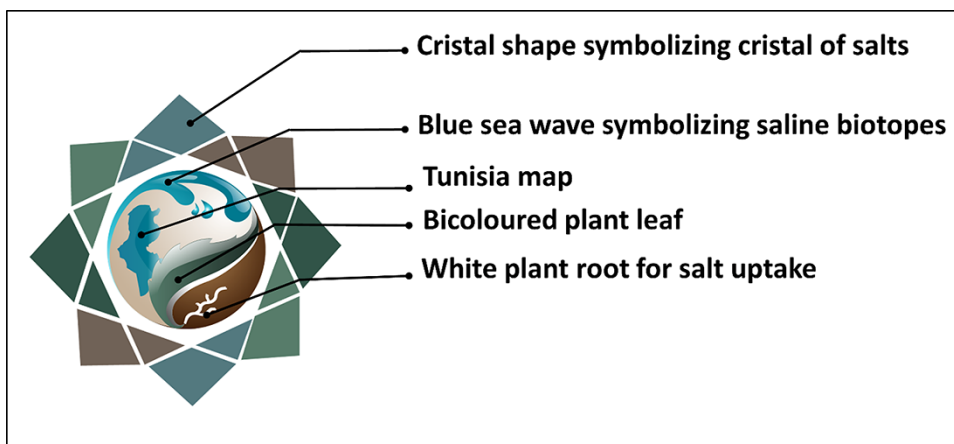


Figure 5. Logotype meaning of the Halophytes.rnrt.tn database.

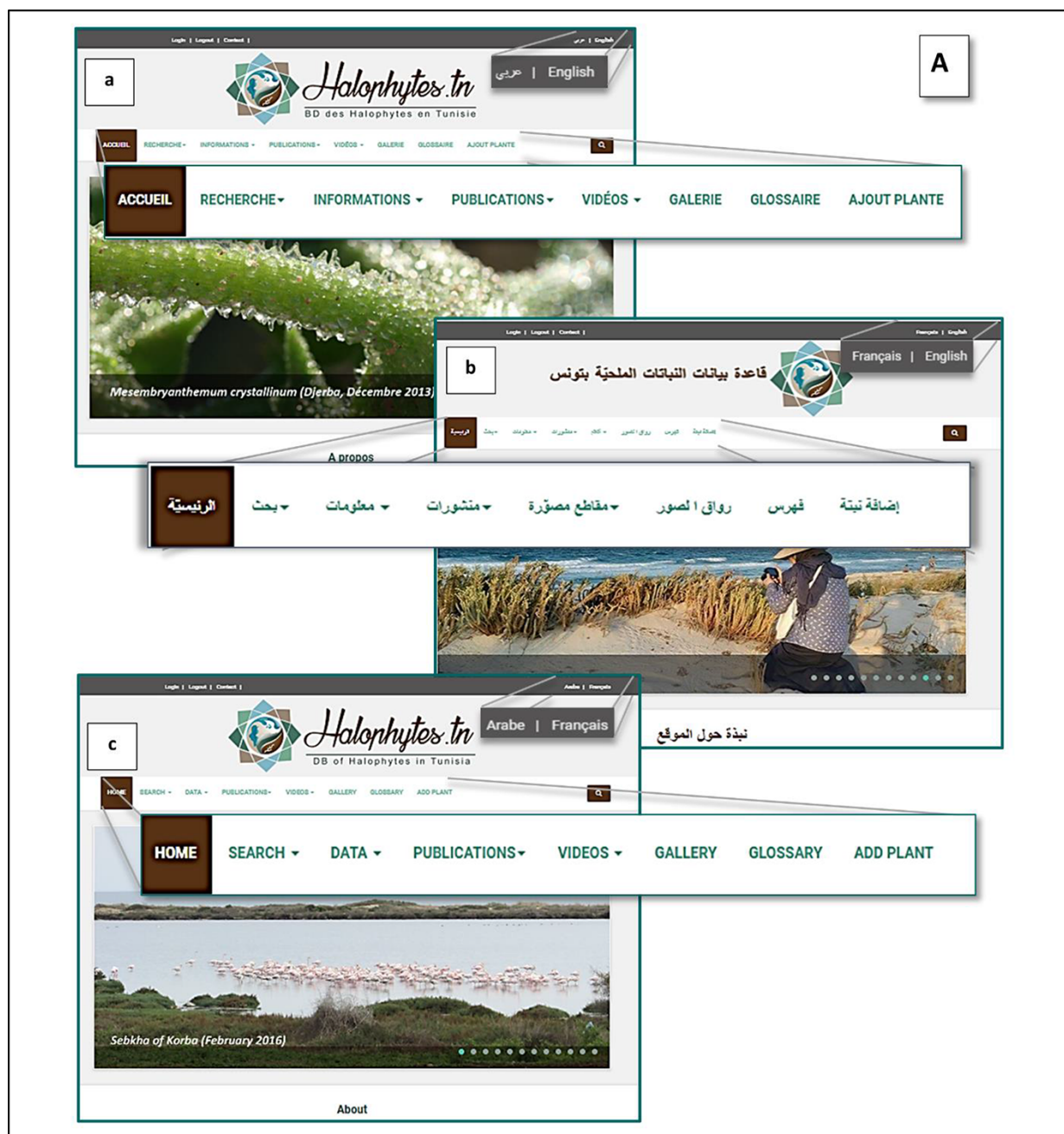


Figure 6. (A) Home page of the Halophytes.rnrt.tn website available in three languages: a: French, b: Arabic, c: English.

and particular organs and tissues, common names, synonyms, associated phytochemicals, ethnobotanical and potential uses, and bibliographic references. Figure 2 shows the main tables and their relationships. However, some of these features such as molecular data are not yet accomplished. Schematically, the approach followed to design the database is based on the following four successive steps: strategic analysis and planning, conceptual modeling, logical modeling and implementation (Figure 3). Each of these processing phases has its own means and appropriate tools that will ensure their achievement. Besides, in the Mediterranean basin, the overall halophytic flora is ~600–800 species, which represents 3–4% of the overall phanerogamic flora (9). In Tunisia, 420 halophyte species have been documented, belonging to 230 genus,

69 families and 28 orders (56). As a first step, we recorded information only for 30 species belonging to 14 families; furthermore, researches are underway to widen the content of our database and increase the number of species.

Results and discussion

Database design, implementation and web site interface

Data collected from different sources were saved as separate files using appropriate filters. Initially, all the data were manually stored in Microsoft Excel tables, which are then converted to CSV files. Then, they are migrated to MySQL database (version 2.5.21) using phpMyAdmin administration

The screenshot displays the homepage of the Halophytes.tn database. At the top, there is a navigation bar with links for Home, Search, Data, Publications, Videos, Gallery, Glossary, and Add Plant. The main content area is divided into several sections:

- About:** A text block describing the database's purpose in studying salt-tolerant plants in Tunisia and their applications in various fields like medicine, food, and cosmetics.
- Database Objectives:** A list of three specific goals, such as facilitating identification for researchers and highlighting the potential of halophytes in different industries.
- Links to species:** A grid of five plant images with labels: *Arthrocnemum macrostachyum*, *Tetraena alba*, *Solanum elaeagnifolium*, *Eryngium maritimum*, and *Reaumuria vermiculata*. Each image has a 'Detail' button below it.
- BIOTOPES:** A section titled 'Littoral, Lake, Sebkh, Chott, Desert' featuring a large image of *Euphorbia paralias* in a coastal setting, with a caption: 'Euphorbia paralias (Sousse, Herqia, August 2016)'. Below the image is a 'SEED COLLECTION' section with links for 'Magnifying glass', 'Observations', 'Description', and 'Germination'.
- Seeds bank:** A collage of various seeds and plant parts, with the text 'Halophytes Seeds bank' prominently displayed.

Figure 6. (B) Other topics and links of the home page.

tool. In fact, the back-end architecture is based on Apache web server processing requests (version 2.4.33), serving web content via HTTP. This Apache web server communicates with the MySQL relational database to get all the needed information about the plants. The database model was designed and created using DBDesigner 4. The front-end side is however developed using PHP (version 5.6.35), JavaScript,

CSS and HTML (Figure 4). Halophytes.tn was designed to provide the best user experience using Google Chrome, Mozilla Firefox and Opera web browsers. During the development stage, the website was hosted locally to accelerate the development phase. After this stage, the hosting of the website was carried out by our institution (Center of Biotechnology of Borj-Cedria), which is now responsible for the website

maintenance. Halophytes.rnrt.tn website allows for anyone interested in Tunisian Halophytes plants, to easily recover basic and specialized information about them.

Database structure

The database has 13 tables on data storage and selection.

Recorded data are primarily based on key species determination through taxonomic characters and information which refer to order, genus, family, names and other features that are organized in tables and schematized with their relationships (Figure 2). The 'plant' table describes the botanical, ecological, biological, physiological and biochemical characteristics of the species, with a description of seed morphology and physiology. This table, which is linked to all other tables, contains also data about ethnobotanical and medicinal uses of plants in Tunisia and all over the world, their biological effects and the body systems and organs on which each species acts. It also shows the results of some laboratory analyses, especially the antioxidant activities. The table named 'repartition' contains data of each site and its geographical coordinates in decimal degrees, which depicts the visualization of the data on a geographical map. For the taxonomy of each species, other tables were designed to include order, family and genus, which were also interconnected and linked to the principle table 'plant'. The purpose of the table 'biotop' is to provide the list of species in a determined site (coastline, 'sabkhas', desert, 'chotts'). The table named 'plant-has components' includes molecular content information about each species, i.e. polyphenols, fatty acids, amino acids, vitamins, etc. Finally, two other tables for references containing information on the bibliographic references (both Tunisian and foreign ones) related to each species are added. The configuration of the database structure was built as much as possible with related data in forms of connected tables and entities.

User interface

Database logo identity

In order to build a brand recognition for our website, a logo-type was first designed using Adobe Illustrator (version CS6) and Adobe Photoshop software (version CS3). The logo was designed based on assembly and combination of a set of symbols, forms and colors with scientific meaning (Figure 5). The main shape of the logo is a crystal, in reference to the salt crystal. Its center is schematized by a circle containing a blue sea wave representing the saline biotope, in addition to the map of Tunisia, a bicolored leaf symbolizing halophytic plants and a white root designating the uptake of salts. All colors used are directly related to halophyte colors, mainly the glaucous green. White color is used to represent halophyte environment, brown color for the soil and the blue color for the seawater and all kinds of saline biotopes.

Web user interface

The web interface comprises a collection of web pages related to the data (Figure 6). The home page is available in three languages—Arabic, French and English (Figure 6A), in order to let visitors choose their preferred language, whether they are researchers, graduate students or even unfamiliar with plant biology users. The web pages are actually in two languages—English and French. It contains the main objectives of this database and other links to access each species and contacts (Figure 6B).

Search criteria

Halophytes.rnrt.tn database was established to enable users to browse, search, view and identify easily and quickly species, with clear, succinct and effective data and pictures (Figures 7 and 8). Halophytes.rnrt.tn database could be navigated by five sections: search (by family, scientific name, Arabic name, French name, English name and synonyms),

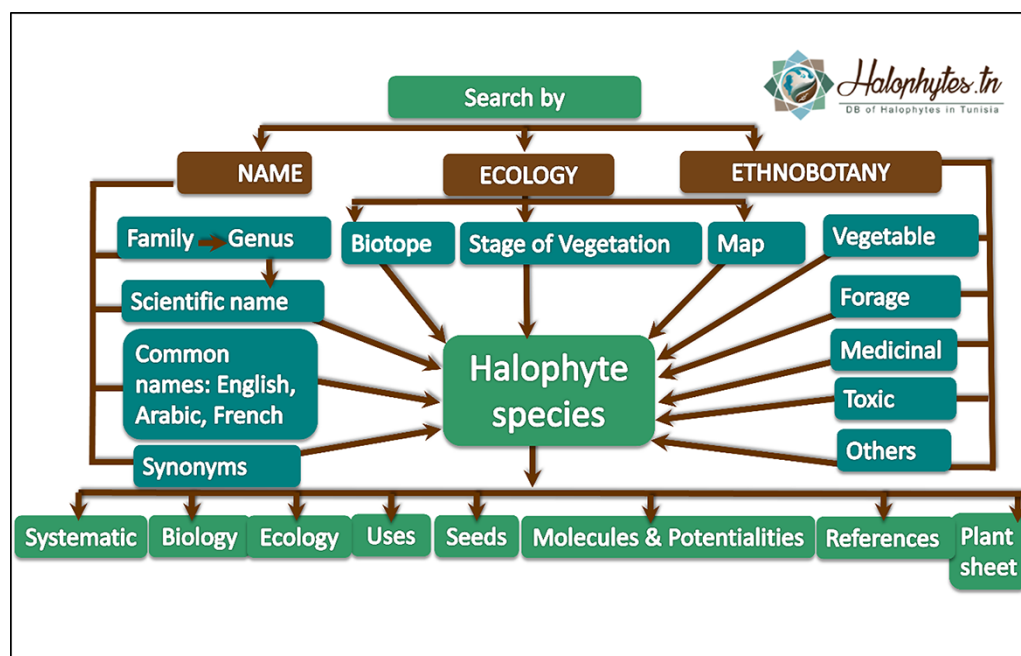


Figure 7. Framework of the Halophytes.rnrt.tn database showing the different search criteria in the homepage.

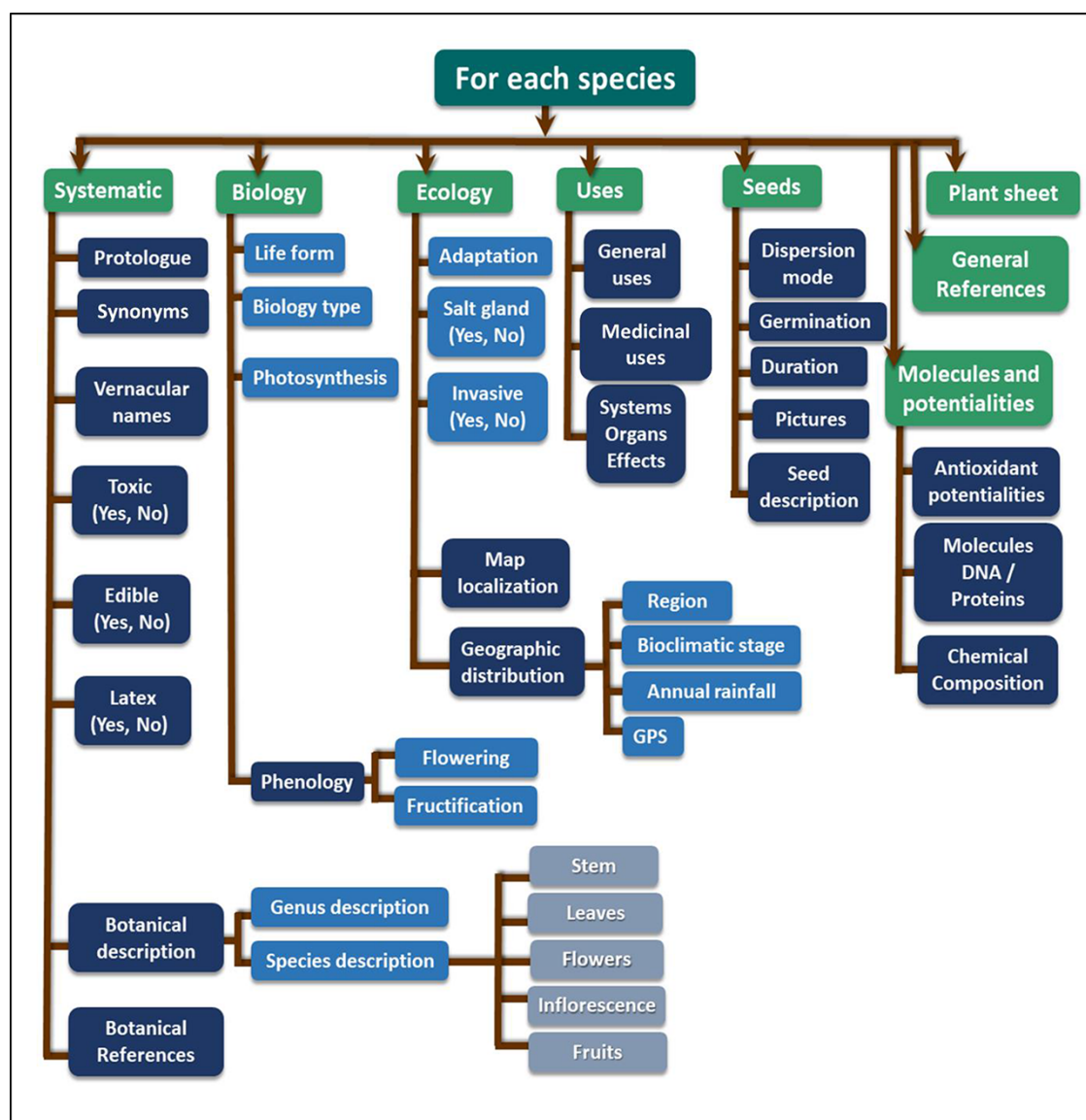


Figure 8. Framework of several search criteria for each species.

data related to saline environments (phylogeny, physiology and phytochemistry), gallery, videos (visited sites) and glossary (botanic terms). Each species have eight webpages (Figure 9): the first one contains systematic information and botanic description (genus and species description) accompanied by their references. The second page shows biological data (life and type form, photosynthesis pathway) and phenology (blooming and fruiting). The third page shows ecological data (localization mapping, ecological adaptation, presence or not of salt glands, invasive or not) and geographical distribution (region, annual rainfall, bioclimatic stage and GPS coordinates). The fourth page presents general and medicinal uses, effects and the body systems and organs on which plant acts. The remaining pages contain information related to seeds, bioactive molecules, references and a plant sheet summarizing all the information relating to each species. The 'Add plant' section gives the possibility to users to add a new plant (Supplemental file 1). Each new contribution to the

database will be rewarded with a certificate delivered by the database managers (Supplemental file 2).

Website maintenance and database update

The website will be regularly maintained and secured through checking for issues and mistakes. Therefore, to ensure the website is correctly working, serial tasks needs to be performed like check-ups on all devices and browsers to see if it displays correctly, normal pages loading assessment, spams removing, properly running of software and plugins, fixing broken links, user testing. In addition, both automatic and manual backups should be performed to restore the website information if needed. Halophytes.tn is regularly maintained and updated to meet the needs of scientists and all categories of users. For a new species contribution, whether done by the administrator or a foreign registered user, minimum information (taxonomy, botany, morphology, localization, etc.) should be supplied, otherwise, new

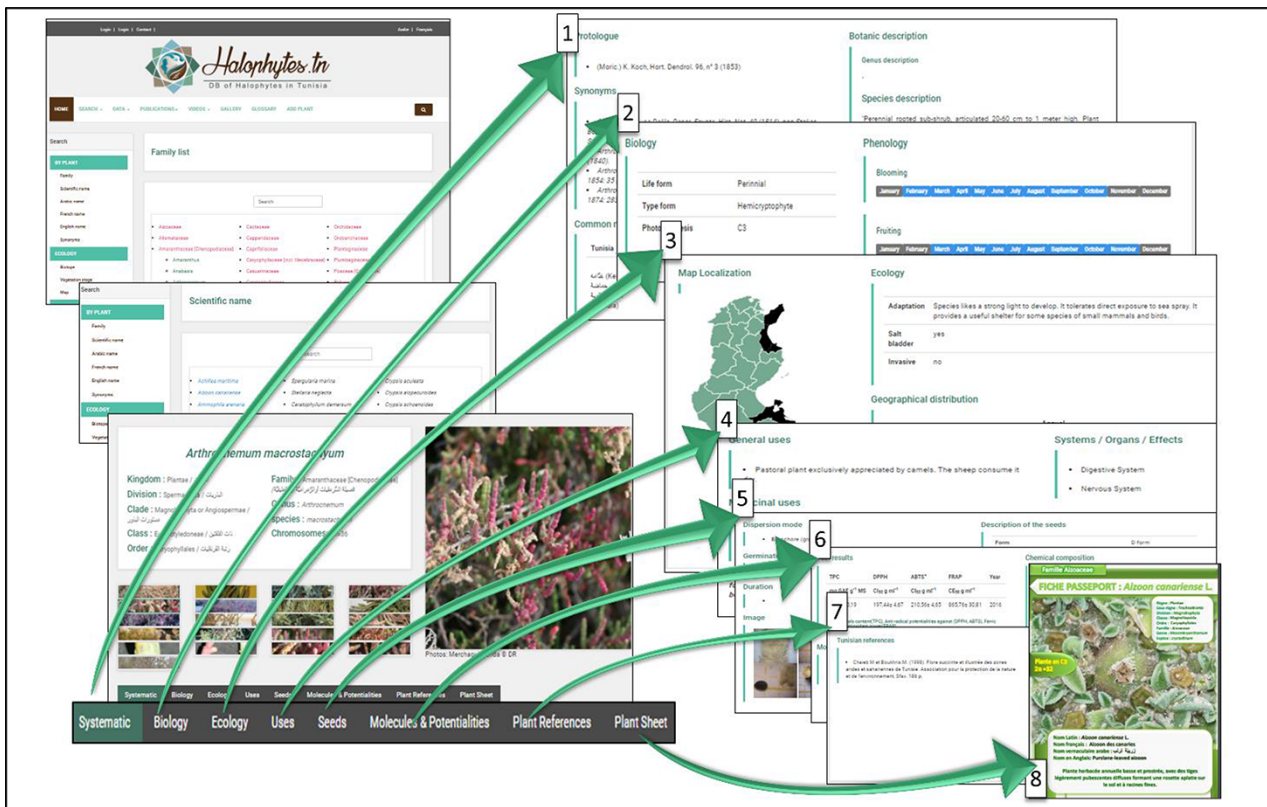


Figure 9. Organization of the different webpages related to each species: 1: systematic information and botanical description; 2: biological data and phenology; 3: ecological data and geographical distribution; 4: general and medicinal uses; 5: seeds data; 6: molecules and potentialities; 7: references; 8: plant sheet.

data about already existing species are welcome. Besides, any update should be first authenticated and then approved by the administrator and acknowledged by a certificate of database contribution. We aim to continuously update Halophytes.tn, adding new and relevant information (omics, propagation techniques, medicinal and agro-industrial applications, etc.) or services (seed supply, vitroplants and plant cuttings delivery) on Tunisian halophytes, expanding and improving the database for maintaining a high-quality, up-to-date database.

Conclusion and perspectives

We have generated the first web-based database that provides researchers and users with resources and information related to Tunisian salt-tolerant plants. Halophytes.tn website allows user to easily recover basic and specialized information about Tunisian halophytes, to browse, search, view and identify species with all clear, succinct and effective data with plant pictures and several features. Tunisian halophytes are a valuable source of salt-tolerant plants that could be exploited in a multitude of applications, mainly desalination and phytoremediation processes, agro-industry, medicine and pharmacology. In perspective, the number of halophyte species in Halophytes.rnrt.tn database is expected to increase and reach the Tunisian Halophytes pool. Moreover, incorporation of omics data and innovating bioinformatics tools, with the addition of new devices such as biological material collections (i.e. seeds, plant cuttings and vitroplants), cDNA libraries and gene bank would enhance

its attractability. Collaborations with other laboratories, scientific associations and academicians would be planned to enlarge the database to Mediterranean and worldwide levels.

Supplementary data

Supplementary data are available at *Database Online*.

Acknowledgements

The authors would like to acknowledge the botanists for their help in identifying species, Professor Abderrazak Smaoui at the Center of Biotechnology of Borj-Cedria and Professor Werner Rodolfo Greuter, the first Director of the University's Botanic Garden and Botanical Museum in Berlin, the technician at the botany laboratory of the Tunisian National Institute of Agronomic Research, Mr. Mounir Gasri, and the computer engineers, Adel Jebeniani, Hassen Harzallah and Mohammed Jebeniani, for the database design training and the beneficial corrections they made.

Funding

The authors declare no competing financial interests.

Conflict of interest

None declared.

Author contribution

R.K., C.A. and M.H. conceived the project and coordinated the study. M.H. and H.M. elaborated the structure of the database and wrote the draft of the manuscript. H.M. realized the prospections, performed the lab work, collected all data, designed the website and contributed to the writing, reviewing and editing of the manuscript. All authors read and approved the final manuscript.

References

- Aronson, J.A. (1989) HALOPH: A Data Base of Salt Tolerant Plants of the World. In: Whitehead EE (ed). Office of Arid Lands Studies, University of Arizona, Tucson, Ariz.
- Waisel, Y. (1972) *Biology of Halophytes* - 1st Edition. <https://www.elsevier.com/books/biology-of-halophytes/waisel/978-0-12-730850-0> (16 March 2021, date last accessed).
- Chapman, V.J. (1936) The halophyte problem in the light of recent investigations. *Q. Rev. Biol.*, **11**, 209–220.
- Flowers, T.J. and Colmer, T.D. (2008) Salinity tolerance in halophytes. *New Phytol.*, **179**, 945–963.
- González, M.B. (2019) Adaptation of halophytes to different habitats. In: *Ined Dormancy Germination Habitats*, pp. 1–23.
- Grigore, M.-N. and Toma, C. (2017) Definition and classification of halophytes. In: Grigore M-N, Toma C (eds), *Anatomical Adaptations of Halophytes: A Review of Classic Literature and Recent Findings*. Springer International Publishing, Cham, pp. 3–28.
- Stocker, O. (1928) Das halophytenproblem. In: Frisch K, Goldschmidt R, Ruhland W *et al.* (eds), *Ergebnisse der Biologie*. Springer, Berlin, Heidelberg, pp. 265–353.
- Ungar, I.A. (1991) *Ecophysiology of Vascular Halophytes*. CRC Press. Inc., 2000 Corporate Blvd., N.W. Boca Raton, Florida, 33431.
- Le Houérou, H.N. (1993) Salt-tolerant plants for the arid regions of the Mediterranean isoclimatic zone. In: Lieth H, Al Masoom AA (eds), *Towards the Rational Use of High Salinity Tolerant Plants: Vol. 1 Deliberations about High Salinity Tolerant Plants and Ecosystems, Tasks for Vegetation Science*. Springer Netherlands, Dordrecht, pp. 403–422.
- Shah, J. (2018) Taxonomic status of halophytes in coastal Kachchh district, Gujarat. *ScholArena*, **1**, 1–8.
- Flowers, T.J., Galal, H.K., Bromham, L. *et al.* (2010) Evolution of halophytes: multiple origins of salt tolerance in land plants. *Funct. Plant Biol.*, **37**, 604–612.
- Flowers, T.J., Hajibagheri, M.A. and Clipson, N.J.W. (1986) Halophytes. *Q. Rev. Biol.*, **61**, 313–337.
- Jha, R.K., Jaykumar, P., Avinash, M. *et al.* (2019) Introgression of halophytic salt stress-responsive genes for developing stress tolerance in crop plants. In: Hasanuzzaman M, Shabala S, Fujita M (eds), *Halophytes and Climate Change: Adaptive Mechanisms and Potential Uses*. CABI, Wallingford, pp. 275–286.
- Cheeseman, J.M. (2015) The evolution of halophytes, glycophytes and crops, and its implications for food security under saline conditions. *New Phytol.*, **206**, 557–570.
- Pan, J., Peng, F., Tedeschi, A. *et al.* (2020) Do halophytes and glycophytes differ in their interactions with arbuscular mycorrhizal fungi under salt stress? A meta-analysis. *Bot. Stud.*, **61**, 13.
- Mishra, A. and Tanna, B. (2017) Halophytes: potential resources for salt stress tolerance genes and promoters. *Front. Plant Sci.*, **8**, 829.
- Abdelly, C., Barhoumi, Z., Ghnaya, T. *et al.* (2006) Potential utilisation of halophytes for the rehabilitation and valorisation of salt-affected areas in Tunisia. In: Öztürk M, Waisel Y, Khan MA *et al.* (eds), *Biosaline Agriculture and Salinity Tolerance in Plants*. Birkhäuser, Basel, pp. 163–172.
- Ben Hamed, K. and Custódio, L. (2019) How could halophytes provide a sustainable alternative to achieve food security in marginal lands? In: Hasanuzzaman M, Nahar K, Öztürk M (eds), *Ecophysiology, Abiotic Stress Responses and Utilization of Halophytes*. Springer, Singapore, pp. 259–270.
- Rozema, J., Muscolo, A. and Flowers, T. (2013) Sustainable cultivation and exploitation of halophyte crops in a salinising world. *Environ. Exp. Bot.*, **92**, 1–3.
- El Shaer, H.M. (2010) Halophytes and salt-tolerant plants as potential forage for ruminants in the Near East region. *Small Rumin. Res.*, **91**, 3–12.
- Clewell, A.F. and Aronson, J. (2013) *Ecological restoration: principles, values, and structure of an emerging profession*. 2nd ed. Island Press, Washington, DC.
- Debez, A., Huchzermeyer, B., Abdelly, C. *et al.* (2010) Current challenges and future opportunities for a sustainable utilization of halophytes. Öztürk M. *et al.* (eds.), *Sabkha Ecosystems, Tasks for Vegetation Science* 46. Springer Science+Business Media, pp. 59–77.
- Oosten, M. and Maggio, A. (2015) Functional biology of halophytes in the phytoremediation of heavy metal contaminated soils. *Environ. Exp. Bot.*, **111**, 135–146.
- Barcia-Piedras, J.M., Pérez-Romero, J.A., Mateos-Naranjo, E. *et al.* (2019) Effect of prior salt experience on desalination capacity of the halophyte *Arthrocnemum macrostachyum*. *Desalination*, **463**, 50–54.
- Sahle-Demessie, E., Aly Hassan, A. and El Badawy, A. (2019) Bio-desalination of brackish and seawater using halophytic algae. *Desalination*, **465**, 104–113.
- Faustino, M.V., Faustino, M.A.F. and Pinto, D.C.G.A. (2019) Halophytic grasses, a new source of nutraceuticals? A review on their secondary metabolites and biological activities. *Int. J. Mol. Sci.*, **20**, 1067.
- Ksouri, R., Ksouri, W.M., Jallali, I. *et al.* (2012) Medicinal halophytes: potent source of health promoting biomolecules with medicinal, nutraceutical and food applications. *Crit. Rev. Biotechnol.*, **32**, 289–326.
- Stevanov, Z.D., Stankov, M.S., Stankov, J. *et al.* (2019) Use of halophytes as medicinal plants: phytochemical diversity and biological activity. In: Hasanuzzaman M, Shabala S, Fujita M (eds), *Halophytes and Climate Change: Adaptive Mechanisms and Potential Uses*. CABI, Wallingford, pp. 343–358.
- Panta, S., Flowers, T., Lane, P.A. *et al.* (2014) Halophyte agriculture: success stories. *Environ. Exp. Bot.*, **107**, 71–83.
- Sharma, R., Wungrampha, S., Singh, V. *et al.* (2016) Halophytes as bioenergy crops. *Front. Plant Sci.*, **7**, 1372.
- Ventura, Y., Eshel, A., Pasternak, D. *et al.* (2015) The development of halophyte-based agriculture: past and present. *Ann. Bot.*, **115**, 529–540.
- Parida, A.K., Asha, K., Jaykumar, R. *et al.* (2019) Halophytes: potential resources of coastal ecosystems and their economic, ecological and bioprospecting significance. In: Hasanuzzaman M, Shabala S, Fujita M (eds), *Halophytes and Climate Change: Adaptive Mechanisms and Potential Uses*. CABI, Wallingford, pp. 287–323.
- Yensen, N.P. (2006) Halophyte uses for the twenty-first century. In: Khan MA, Weber DJ (eds), *Ecophysiology of High Salinity Tolerant Plants*. Springer Netherlands, Dordrecht, pp. 367–396.
- Mudie, P.J. (1974) The potential economic uses of halophytes. In: Reimold R. J. and Queen W.H. (eds.) *Ecology of halophytes*. Academic Press, New York, pp. 565–597.
- HALOPHYTE Database Vers. 2.0 update by Uwe Menzel and Helmut Lieth. <https://studylib.net/doc/14396723/halophyte-data-base-vers.-2.0-update-by-uwe-menzel-and-hel> (16 March 2021, date last accessed).
- Kefu, Z., Hai, F. and Ungar, I.A. (2002) Survey of halophyte species in China. *Plant Sci.*, **163**, 491–498.
- Zhao, K., Song, J., Feng, G. *et al.* (2011) Species, types, distribution, and economic potential of halophytes in China. *Plant Soil*, **342**, 495–509.

38. Zhao,K.-F., Fa-Zeng,L., Shou-jin,F. *et al.* (1999) Halophytes in China. *Chin. Bull. Bot.*, **16**, 201–207.
39. Barth,H.-J. and Böer,B. (2002) *Sabkha Ecosystems: Volume I: The Arabian Peninsula and Adjacent Countries*. Springer Science & Business Media. Kluwer Academic Publishers, The Netherlands.
40. Ghazanfar,S., Altundag,E., Yaprak,A. *et al.* (2014) *Halophytes of Southwest Asia*. Khan M.A. *et al.* (eds.), *Sabkha Ecosystems: Volume IV: Cash Crop Halophyte and Biodiversity 105 Conservation, Tasks for Vegetation Science 47*. Springer Science+Business Media Dordrecht, pp. 105–133.
41. Gul,B., Böer,B., Khan,M.A. *et al.* (2019) *Sabkha Ecosystems: Volume VI: Asia/Pacific; Tasks for Vegetation Science*. Springer International Publishing. Series editor Helmut Lieth, University of Osnabrück, Kürten Dürscheid, Germany. [10.1007/978-3-030-04417-6](https://doi.org/10.1007/978-3-030-04417-6).
42. Guvensen,A., Gork,G. and Ozturk,M. (2008) *An overview of the halophytes in Turkey*. M. Ajmal Khan *et al.* (eds.), *Sabkha Ecosystems. Volume II: West and Central Asia*, pp. 9–30.
43. Khan,M.A., Böer,B., Öztürk,M. *et al.* (eds), (2016) *Sabkha Ecosystems: Volume V: The Americas; Tasks for Vegetation Science*. Springer International Publishing, Switzerland. [10.1007/978-3-319-27093-7](https://doi.org/10.1007/978-3-319-27093-7).
44. Khan,M.A., Böer,B., Öztürk,M. *et al.* (eds), (2014) *Sabkha Ecosystems: Volume IV: Cash Crop Halophyte and Biodiversity Conservation; Tasks for Vegetation Science, Vol 47*. Springer, Dordrecht.
45. Khan,M.A. and Qaiser,M. (2006) Halophytes of Pakistan: characteristics, distribution and potential economic usages. In: Khan MA, Böer B, Kust GS *et al.* (eds), *Sabkha Ecosystems: Volume II: West and Central Asia, Tasks for Vegetation Science*. Springer Netherlands, Dordrecht, pp. 129–153.
46. Ozturk,M., Gucel,S., Guvensen,A. *et al.* (2010) Halophyte plant diversity, coastal habitat types and their conservation status in Cyprus. Abdelly C. *et al.* (eds), *Sabkha Ecosystems: Biosaline Agriculture and High Salinity Tolerance*. Springer, Vol. 46, 99–111.
47. Öztürk,M., Altay,V., Gucel,S. *et al.* (2014) Halophytes in the East Mediterranean – their medicinal and other economical values. In: Khan MA, Böer B, Öztürk M *et al.* (eds), *Sabkha Ecosystems: Volume IV: Cash Crop Halophyte and Biodiversity Conservation, Tasks for Vegetation Science*. Springer Netherlands, Dordrecht, pp. 247–272.
48. Halophytes in the state of Qatar. *Environmental Studies Center - Recherche Google*. <https://www.google.com/search?client=firefox-b-d&q=Halophytes+in+the+state+of+Qatar.+Environmental+Studies+Center+> (16 March 2021, date last accessed).
49. Al-Oudat,M. and Qadir,M. (2011) *The halophytic flora of Syria* - Google Scholar. https://scholar.google.com/scholar_lookup?title=The%20halophytic%20flora%20of%20Syria&publication_year=2011&author=Al-Oudat%2CM&author=Qadir%2CM (16 March 2021, date last accessed).
50. Grigore,N.-M. (2012) *Romanian salt tolerant plants. Taxonomy and Ecology*. Tehnopress Iasi. https://www.academia.edu/3445263/Romanian_Salt_Tolerant_Plants_Taxonomy_and_Ecology.
51. Dajic Stevanovic,Z., Petrović,M., Šilc,U. *et al.* (2012) Database of halophytic vegetation in Serbia. *Biodivers. Ecol.*, **4**, 417–417.
52. Dziuba,T.P. and Dubyna,D.V. (2021) Database of halophytic and littoral vegetation of Ukraine. *Phytocoenologia*, **50**, 329–338.
53. Santos,J., Al-Azzawi,M., Aronson,J. *et al.* (2015) eHALOPH a database of salt-tolerant plants: helping put halophytes to work. *Plant Cell Physiol.*, **57**, e10.
54. Hachicha,M. (2007) Les sols salés et leur mise en valeur en Tunisie. *Sci. Chang. Planétaires Sécher.*, **18**, 45–50.
55. Chaieb,M., Boukhris,M. *et al.* (1998) Flore succinte et illustrée des zones arides et sahariennes de Tunisie. L'Or du temps.
56. Merchaoui,H. (2019) Inventaire ethnobotanique et conception d'une base de données relative aux plantes halophytes médicinales en Tunisie. Doctoral thesis, Faculty of Sciences of Bizerte, University of Carthage, p. 374.
57. Lieth,H. and Mochtchenko,M. (2003) *Cash Crop Halophytes: Recent Studies: Ten Years After Al Ain Meeting. Tasks for Vegetation Science 38*. Springer Science & Business Media. Springer, Netherlands.
58. Jaradat,A. (2003) Halophytes for sustainable biosaline farming systems in the Middle East. 1–18. Desertification in the Third Millennium. Asharhan A.S. *et al.* (eds). A.A Balkema/Swets & Zeitlinger, Rotterdam, The Netherlands.
59. Roda Fahad Al-Thani Ekhals,M.M. and Abdel Bari,B.T.Y. (2007) *Halophytes in the State of Qatar*. Qatar University, Qatar.
60. Qasem,J.R. (2015) Prospects of wild medicinal and industrial plants of saline habitats in the Jordan Valley. *Pak. J. Bot.*, **47**, 551–570.
61. Pottier-Alapetite,G.A. (1979) *Flore de la Tunisie: Angiospermes: dicotylédones*. Tunis. Ministry of Higher Education and Scientific Research and the Ministry of Agriculture, p. 651.
62. Floc'h,E., Boulos,L. and Véla,E. (2010) Catalogue Synonymique Commenté De La Flore De Tunisie. Banque Nationale de Génés de la Tunisie (ed). p 505. https://www.researchgate.net/publication/224023795_Catalogue_Synonymique_Commenté_De_La_Flore_De_Tunisie (16 March 2021, date last accessed).
63. Dobignard,A. and Chatelain,C. (2010) *Index synonymique de la flore d'Afrique du Nord: Volume 1, Pteridophyta, Gymnospermae, Monocotyledoneae*. Conservatoire et Jardin botaniques de la ville de Genève, Genève.
64. Dobignard,A.A. (2011) *Index synonymique de la flore d'Afrique du Nord*. Conservatoire et Jardin botaniques de la Ville de Genève, Genève.
65. Dit,J. (2012) *Index synonymique de la Flore d'Afrique du nord*. <https://www.tela-botanica.org/2012/01/article4811/> (16 March 2021, date last accessed).
66. Boukef,M.K. (1986) *Les plantes dans la médecine traditionnelle tunisienne*. Agence de coopération culturelle et technique, Paris.
67. Chaieb,M. and Boukhris,M. (1998) *Flore succinte et illustrée des zones arides et sahariennes de Tunisie*. Association pour la protection de la nature et de l'environnement, L'Or du temps.